SURFACE PROTECT. OBERFL. SCHUTZ	
I	JED-240-3
II	JED-256-1
III	JED-371
IV	AL , JED-259
V	RUBBER / PLASTIC
VI	MS
VII	JED-240-2

TECHNICAL DATA
TECHNISCHE DATEN

VIII	
IX	
X	

MEDIUM : AIR
MEDIUM : LUFT
FLUIDE : AIR
FLUIDO : ARIA

NOMINAL DIAMETER :
NENNWEITE : MIN Ø8.5
DIAMETRE NOMINAL :
DIAMETRO NOMINALE :

SW WIDTH ACROSS FLATS
SCHLUESSELWEITE
SURPLATS
LARGHEZZA IN CHIAVE

THERMAL RANGE OF APPLICATION :
THERMISCHER ANWENDUNGSBEREICH : -40°C...+80°C
GAMME D'APPLICATION THERMIQUE :
CAMPO DI APPLICAZIONE TERMICA :

11 PORT : SERVICE BRAKING SYSTEM, WORKING PRESSURE
ANSCHLUSS : BETRIEBSBREMSANLAGE, BETRIEBSDRUCK : Pe max. = 10.5 bar
ORIFICE : DISPOSITIF DE FREINAGE DE SERVICE, PRESSION D'UTILISATION
ORIFIZIO : DISPOSITIVO DI FRENATURA DI SERVIZIO, PRESSIONE DI ESERCIZIO

(TEMPORARILY : Pe max. = 13 bar
(KURZZEITIG
(DE COURTE DUREE
(BREVE TEMPO SOLO:

12 PORT : SPRING BRAKE CYLINDER, WORKING PRESSURE
ANSCHLUSS : FEDERSPEICHERZYLINDER, BETRIEBSDRUCK : Pe max. = 8.5 bar
ORIFICE : CYLINDRE A RESSORT, PRESSION D'UTILISATION
ORIFIZIO : CILINDRO A MOLLA, PRESSIONE DI ESERCIZIO

(TEMPORARILY : Pe max. = 11 bar)
(KURZZEITIG
(DE COURTE DUREE
(BREVE TEMPO SOLO:

MAIN VIEWS REFER TO DIMENSIONS ONLY
HAUPTANSICHTEN BEZIEHEN SICH NUR AUF DIE ABMESSUNGEN
VUES PRINCIPALES CONCERNENT LES DIMENSIONS SEULEMENT
VISITE PRINSIPALI RIGUARDANO DIMENSIONI SOLAMENTE

POSITION OF COMPONENTS SEE REPRESENTATION OF VARIANTS
POSITION DER BAUTEILE SIEHE ABWANDLUNGSDARSTELLUNGEN
POSITION DES COMOSANTS VOIR DESSIN DE LA VARINATE
POSIZIONE DELLE COMPONENTI VERDERE DISEGNO DI VARIANTE

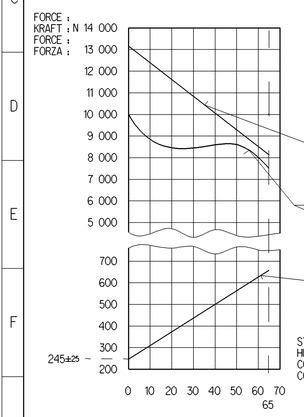

AIR VOLUME OF SERVICE BRAKE PART AT 2/3 OF ITS STORKE :
HUBVOLUMEN DES BETRIEBSBREMSTEILES BEI 2/3 HUB :
VOLUME D'AIR DU DISPOSITIF DU FREIN DE SERVICE A 2/3 DE LA COURSE : ca. 0.8x10³ cm³
VOLUME D'ARIA DELLA SEZIONE DI FRENO DI SERVIZIO A 2/3 DELLA CORSA :

AIR VOLUME OF SPRING BRAKE PART :
HUBVOLUMEN DES FEDERSPEICHERS :
VOLUME D'AIR DU DISPOSITIF RESSORT : ca. 1.8x10³ cm³
VOLUME D'ARIA DELLA SEZIONE A MOLLA :

OUTPUT FORCE OF SPRING BRAKE PART, RELEASE PRESSURE :
KRAFTABGABE DES FEDERSPEICHERS, LOESEDRUCK :
EFFORT DE POUSSEE DU DISPOSITIF RESSORT, PRESSION DE DESSERRAGE : pe max.= 5.3 bar
FORZA DI SPINTA DELLA SEZIONE A MOLLA, PRESSIONE DI RILASCIO :

OUTPUT FORCE OF SERVICE BRAKE PART AT :
KRAFTABGABE DES BETRIEBSBRAMSTEILES BEI :
EFFORT DE POUSSEE DU DISPOSITIF DU FREIN DE SERVICE SOUS :
FORZA DI SPINTA DELLA SEZIONE DI FRENO DI SERVIZIO PER :

FORCE OF RETURN SPRING OF SERVICE BRAKE PART :
RUECKSTELLFEDERKRAFT DES BETRIEBSBREMSTEILES :
EFFORT DU RESSORT DE RAPPEL DU DISPOSTIF DU FREIN DE SERVICE :
FORZA DELLA MOLLA DI RITORNO DELLA SEZIONE DI FRENO DI SERVIZIO :

* OPEN BREATHER HOLE
OFFEN ATMUNGSBOHRUNG
OUVERT TROU RENIFLEUR
APERTO FORO RESPIRATORE

DEFLECTION : AT STROKE
** AUSLENKUNG : max. 8° BEI HUB 0 mm
DEFLEXION : A COURSE
DEVIAZIONE : A CORSA

SEALING SURFACE
*** DICHTFLAECHE
SURFACE D'ETANCHEITE
SUPERFICI DI TENUTA

**** VERTICAL POSITION PERMISSIBLE
VERTIKALE LAGE ZULASSIG
POSITION VERTICALE ADMISE
POSIZIONE VERTICALE AMMESSA

DELIVERY
ANLIEFERUNG
LIVRAISON
FORNITURA

[X] RELEASE POSITION
LOESESTELLUNG
POSITION DE DESSERRAGE
POSIZIONE DI RILASCIO

[ ] DRIVING POSITION
FAHRTSTELLUNG
POSITION DE MARCHE
POSIZIONE DI MARCIA

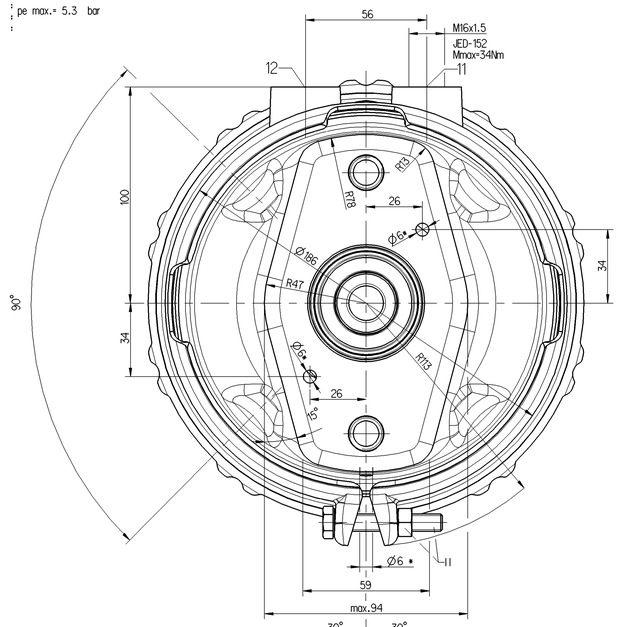

TO BE INSTALLED WITH LOWER BREATHER HOLE OPEN :
IM EINBAUZUSTAND UNTERE ATMUNGSBOHRUNG GEOEFFNET :
A MONTER AVEC LE RENIFLARD INFERIEUR OUVERT :
INSTALLAZIONE: CON IL FORO DI SFIATO INFERIORE APERTO :

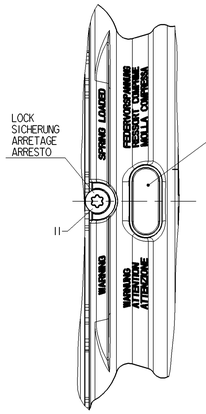

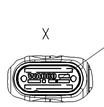

DRIVING POSITION, TIGHTENING WITH :
FAHRTSTELLUNG, ANZIEHEN MIT :
POSITION DE CONDUITE, SERRAGE AVEC : M=25 ⁰⁻³ Nm
POSIZIONE DI MARCIA, SERRAGGIO CON:

RELEASE POSITION, RELEASING WITH :
LOESESTELLUNG, LOESEN MIT :
POSITION DE DESSERRAGE, DESSERRAGE AVEC : M=max. 80Nm
POSIZIONE DI RILASCIO, DISSERRAGIO :

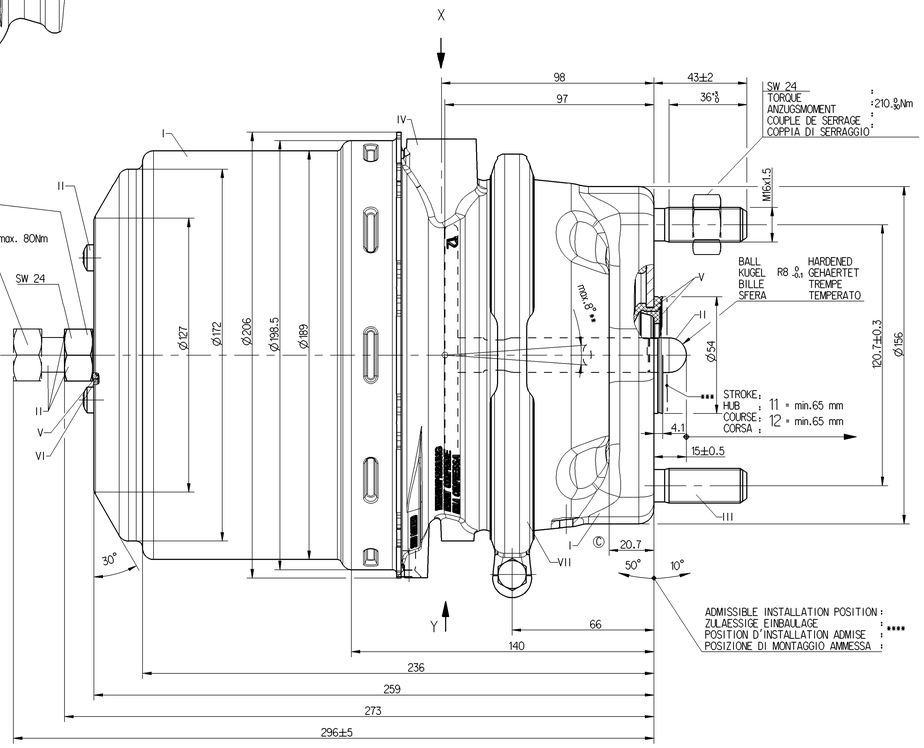

ADMISSIBLE INSTALLATION POSITION :
ZULAESSIGE EINBAULAGE :
POSITION D'INSTALLATION ADMISE : ****
POSIZIONE DI MONTAGGIO AMMESSA :

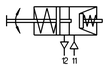

VARIANT
ABWANDLUNG
VARIANTE
VARIANTE

925 481 310 0	925 481 311 0	925 481 312 0	925 481 313 0	925 481 314 0
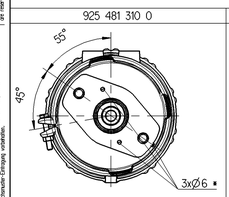	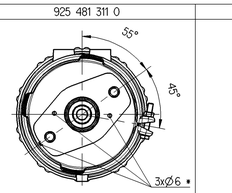	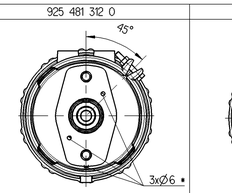	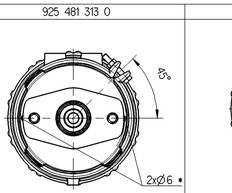	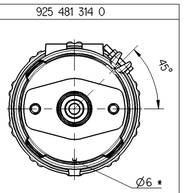
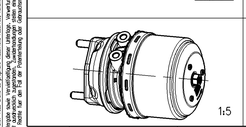	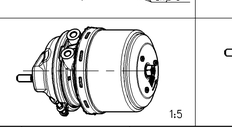	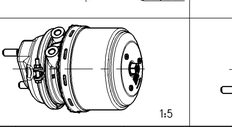	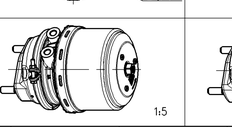	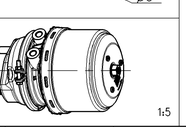

925 481 310 0	2147777	24/30	11.1
925 481 311 0	2147778	24/30	11.1
925 481 312 0	2147779	24/30	11.1
925 481 313 0	2147775	24/30	11.1
925 481 314 0	2147776	24/30	11.1
WABCO	SCANIA CUSTOMER'S NO. KUNDEN-NR. No. CLIENT No. CLIENTE	TYPE TYP TYPE TIPO	MASS GEWICHT MASSE MASSA [kg]

General Specification: JED-334-0 , Size ISO 14405-1 E
Further Technical Data:
Doc. Code: Sheet: To

General Tolerances JED-261

		Range of Nominal Dimensions (± mm)				
Class 1)		≤ 50	> 50 ≤ 180	> 180 ≤ 400	> 400	∠
Fine		0.5	1.0	1.5	2.0	±3°
Medium	X	1.0	2.0	3.0	4.0	
Coarse		2.0	3.5	5.0	6.5	

Tapped Holes acc. JED-152
1) Tolerance Class Applied Crossmarked

Copyright WABCO®

Date	Signature
Drawn 2013-11-13	Dziewulski
Checked 2013-11-15	Szczupiak
Expert	Szczupiak

Mass	Scale	Material No.	Date of first issue: 2008-11-14
- KG	1:1 (1:5)	925 481 319 0	Doc.Code: 053 / Language: ML / Sheet: 1/1
Size A 0	CAD System Pro/E	ECN-No. 151749 / Revision A x / Techn. Resp. C 5400	Replacement for

WABCO ©

TRISTOP® -CYLINDER
TRISTOP®-ZYLINDER
CYLINDRE-TRISTOP®
CILINDRO-TRISTOP®

100mm

Ta informacja techniczna to własność firmy WABCO i nie może być kopiowana ani ujawniana osobom trzecim bez jej pisemnej zgody. Jej zawartość nie może być wykorzystana w celach konkurencyjnych ani udostępniona osobom trzecim, które mogłyby w ten sposób uzyskać dostęp do chronionej własności intelektualnej firmy WABCO. Ograniczenie to dotyczy również wszelkich patentów, znaków towarowych, wzorów użytkowych, wzorów przemysłowych oraz innych praw ochronnych firmy WABCO.

Diese Unterlagen sind Eigentum der WABCO. Ohne vorherige schriftliche Zustimmung darf weder der Inhalt dieser Unterlagen noch Teile davon Dritten zugänglich gemacht werden oder in sonstiger Weise Dritten zugute kommen. Dieses gilt auch für Patente, Gebrauchsmuster, Geschmacksmuster, Urheberrechte und sonstige Schutzrechte der WABCO.

Ce document est la propriété de WABCO. Il ne doit ni être communiqué à des tiers ni être utilisé à des fins concurrentielles. Ce document ne doit pas être mis à la disposition de tiers qui pourraient en profiter pour porter atteinte à la propriété intellectuelle de WABCO. Ceci s'applique également à tous les droits de propriété, tels que brevets, droits d'auteur, dessins et modèles, droits d'auteur et autres droits de propriété de WABCO.

Questa documentazione è proprietà della WABCO. Non può essere né comunicata a terzi né usata per scopi concorrenziali. Questo vale anche per tutti i brevetti, marchi, modelli di utilità, modelli industriali, diritti d'autore e altri diritti di proprietà della WABCO.

Ta dokumentacja techniczna to własność firmy WABCO i nie może być kopiowana ani ujawniana osobom trzecim bez jej pisemnej zgody. Jej zawartość nie może być wykorzystana w celach konkurencyjnych ani udostępniona osobom trzecim, które mogłyby w ten sposób uzyskać dostęp do chronionej własności intelektualnej firmy WABCO. Ograniczenie to dotyczy również wszelkich patentów, znaków towarowych, wzorów użytkowych, wzorów przemysłowych oraz innych praw ochronnych firmy WABCO.