PNEUMATIC INTERFACES:
PNEUMATISCHE SCHNITTSTELLEN:
INTERFACES PNEUMATIQUES:
INTERFACCE PNEUMATICHE:

LEGRIS AUTOLINE CARTRIDGE, PIPE DIAMETER :
\# LEGRIS AUTOLINE PATRONE, ROHRDURCHMESSER : 4mm; NR. 3100-00-00-54
LEGRIS AUTOLINE CARTOUCHE DIAMETRE DE PIPE :
LEGRIS AUTOLINE CARTUCCIA, DIAMETRO DEL TUBO :

LEGRIS AUTOLINE CARTRIDGE, PIPE DIAMETER :
\#\# LEGRIS AUTOLINE PATRONE, ROHRDURCHMESSER : 6mm; NR. 3100-00-00-55
LEGRIS AUTOLINE CARTOUCHE DIAMETRE DE PIPE :
LEGRIS AUTOLINE CARTUCCIA, DIAMETRO DEL TUBO :

JOHN GUEST CARTRIDGE, PIPE DIAMETER :
\#\#\# JOHN GUEST PATRONE, ROHRDURCHMESSER : 10mm; NR. GA-MM 2810 N
JOHN GUEST CARTOUCHE DIAMETRE DE PIPE :
JOHN GUEST CARTUCCIA, DIAMETRO DEL TUBO :

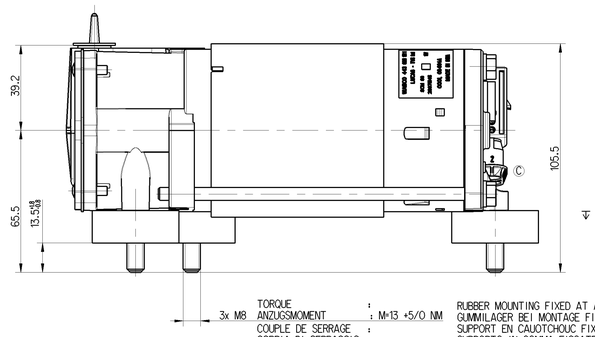

AT BOTTOM
UNTEN
EN BAS
VERSO IL BASSO

TOROUE :
3x M8 ANZUGSMOMENT : M=13 +5/0 NM
COUPLE DE SERRAGE :
COPPIA DI SERRAGGIO :

RUBBER MOUNTING FIXED AT ASSEMBLY
GUMMILAGER BEI MONTAGE FIXIEREN
SUPPORT EN CAUOTCHOUC FIXEE A L'ASSAMLAGE
SUPPORTO IN GOMMA FISSATE AL MONTAGGIO

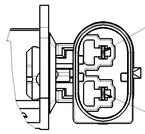

6.1 CHAMBER 1
KAMMER 1
CHAMBRE 1
CAMERA 1

6.2 CHAMBER 2
KAMMER 2
CHAMBRE 2
CAMERA 2

2:1

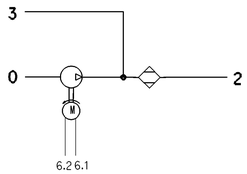

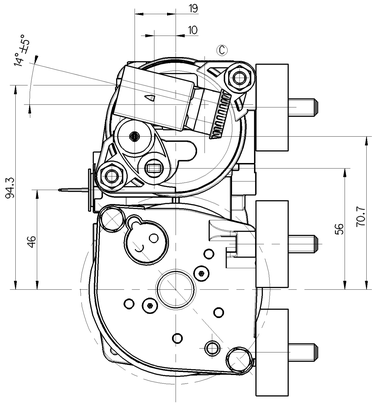

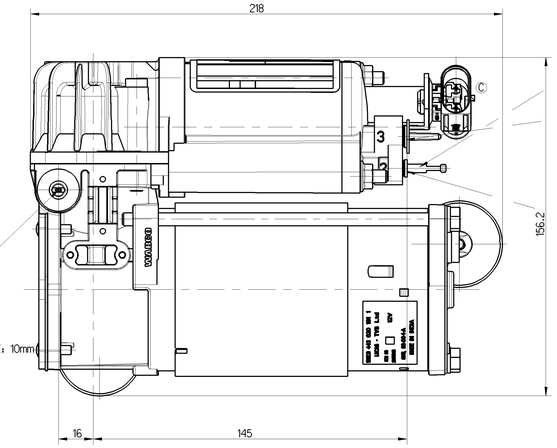

\#\# 0
*** FOR OUTER DIAMETER OF PIPE: 10mm
DEPTH OF INSERTION: 26.2mm
FUER ROHR AUSSENDURCHMESSER: 10mm
EINSTECKTIEFE: 26.2mm
POUR DIAMETRE EXTRERIEUR DU TUYAUTERIE: 10mm
PROFONDEUR D'INSERTION: 26.2mm
PER DIAMETRO DEL TUBO: 10mm
PROFONDITA D'NTRODUZIONE: 26.2mm

CAUTION AT DISMANTLING: PRESS PLESTIC RING
ACHTUNG BEI DEMONTAGE: KUNSTSTOFFRING DRUECKEN
ATTENTION AU DEMONTAGE: PRESSION ANNEAU EN PLASTIQUE
ATTENZIONE ALLO SMONTAGGIO: PRESSA ANELLO DI PLASTICA

\# 3 *** FOR OUTER DIAMETER OF PIPE: 6mm
DEPTH OF INSERTION: 12.5mm
FUER ROHR AUSSENDURCHMESSER: 6mm
EINSTECKTIEFE: 12.5mm
POUR DIAMETRE EXTRERIEUR DU TUYAUTERIE: 6mm
PROFONDEUR D'INSERTION: 12.5mm
PER DIAMETRO DEL TUBO: 6mm
PROFONDITA D'NTRODUZIONE: 12.5mm

\# 2 *** FOR OUTER DIAMETER OF PIPE: 4mm
DEPTH OF INSERTION: 10.5mm
FUER ROHR AUSSENDURCHMESSER: 4mm
EINSTECKTIEFE: 10.5mm
POUR DIAMETRE EXTRERIEUR DU TUYAUTERIE: 4mm
PROFONDEUR D'INSERTION: 10.5mm
PER DIAMETRO DEL TUBO: 4mm
PROFONDITA D'NTRODUZIONE: 10.5mm

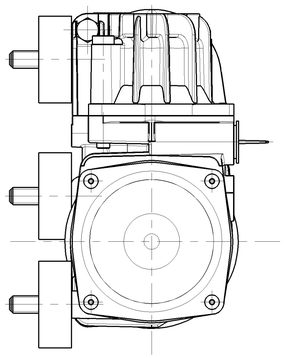

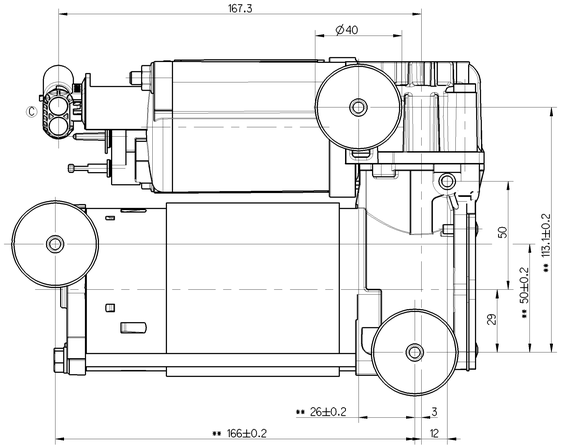

TOLERATED DIMENSIONING APPLIES FOR DRILLING DIAMETER 9.0 mm±0.5 AT ATTACHMENT SHEET METAL
** TOLERIERTES MASS GILT FUER BOHRUNGSDURCHMESSER 9.0 mm±0.5 IM BEFESTIGUNGSBLECH
TOLERE APPLIQUE AUX DIAMETRES DE FORAGE 9.0 mm±0.5mm DANS METAL DE FEUILLE D'ATTACHEMENT
IL DIMENSIONING TOLLERATO APPLICA DI DIAMETRI PERFORANTI 9.0 mm±0.5 NELLA LAMIERA SOTILLE DEL COLLEGAMENTO

REMOVE CAP
*** SCHUTZKAPPE ENTFERNEN
ENLEVER LE CHAPEAU
LEAVARE LA CALOTTA

SURFACE PROTECTION : RESISTANCE TO CORROSION IN THE SALT SPRAY TEST TO IEC 68-2-11, TEST KA, 300, STD 16-0135
OBERFLACHENSCHUTZ: BESTANDIGKEIT GEGEN KORROSION IM SALZSPRUHTEST NACH IEC 68-2-11, TEST KA, 300, STD 16-0135
PROTECTION DE SURFACE: RESISTANCE A LA CORROSION EN BROUILLARD SALIN SUIVANT IEC 68-2-11, TEST KA, 300, STD 16-0135
PROTEZIONE DELLA SUPERFICIE: RESISTENZA ALLA CORROSIONE IN NEBBIA SALINA SECONDO IEC 68-2-11, TEST KA, 300, STD 16-0135

SURFACE PROTECTION : RUBBER BEARING TO JED-739-3
OBERFLAECHENSCHUTZ: GUMMILAGERUNG NACH JED-739-3
PROTECTION DE SURFACE: SUPPORT EN CAOUTCHOUC SUIVANT JED-739-3
PROTEZIONE DELLA SUPERFICIE: SUPPORTA DI GOMMA SECONDO JED-739-3

CONNECTOR SYSTEM ACCORDING TO CUSTOMER SPECIFICATION
WABCO DOES NOT PROVIDE ANY WARRANTY RELATING TO CONNECTOR-SYSTEM DEFECTS

STECKSYSTEM NACH KUNDENANGABEN
FUER MAENGEL AM STECKSYSTEM KEINE GEWAEHRLEISTUNG DURCH WABCO

SYSTEME DE CONNECTEURS SUIVANT SPECIFICATION DU CLIENT
WABCO NE FOURNIT AUCUNE GARANTIE RELATIVE AUX DEFAUTS DANS LE SYSTEME DE CONNECTEURS

SISTEMA DI CONNETORI SECONDO SPECIFICA DEL CLIENTE
WABCO NON FORNISCE NESSUNA GARAZIA SULLE DIFETTI DI SISTEMA DI CONNETTORI

PERFORMANCE DIAGRAM .COMPRESSOR-AGGREGATE
LEISTUNGSDIAGRAMM .KOMPRESSOR-AGGREGAT
DIAGRAMME DE PUISSANCE.AGGREGAT-COMPRESSEUR
DIAGRAMMA DI POTENZA .GRUPPO-COMPRESSORE

RATE APPLIES ONLY TOGETHER WITH THE FOLLOWING CONSTRUCTION UNITS:
WERTE GELTEN NUR ZUSAMMEN MIT FOLGENDEN BAUTEILEN:
LE TAUX S'APPLIQUENT SEULEMENT AINSI QUE LES UNITES SUIVANTES DE CONSTRUCTION:
IL TASSO SI APPLICA SOLTANO INSIEME ALLE SEGUENTI UNITA DELLA CONSTRUZIONE:

INTAKE FILTER
1X ANAUGFILTER : 899 381 280 2
FILTRE D'ASPIRATION
FILTRO D'ASPIRAZIONE

BELLOWS VALVE
1X BALGVENTIL : 472 252 561 0
BEUGLE LA VALVE
MUGGISCE LA VALVOLA

BLEED VALVE
1X ENTLUEFTUNGSVENTIL : 472 174 597 0 *2)
VALVE D'ECHAPPEMENT
VALVO DI SCARICO

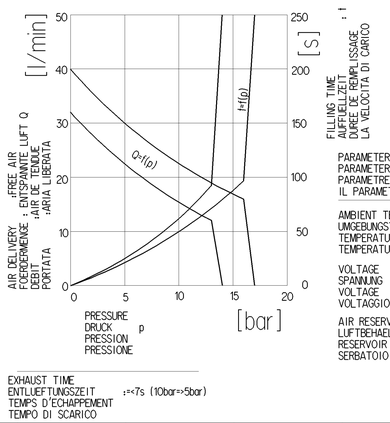

EXHAUST TIME
ENTLUEFTUNGSZEIT :=<7s (10bar=>5bar)
TEMPS D'ECHAPPEMENT
TEMPO DI SCARICO

PNEUMATIC PORTS
PNEUMATISCHE ANSCHLUESSE:
PNEUMATIQUE ORIFICES :
PNEUMATICO ORIFIZZI

0 INLET :COMPRESSOR AGGREGATE, (INLET), FILTERED DAMP AIR
ANSAUGUNG :KOMPRESSORAGGREGAT, (EINGANG), GEFILTERTE FEUCHTE LUFT
INSPIRATION :AGGREGAT DE COMPRESSEUR, (ENTREE), AIR HUMIDE FILTRE
ASPIRAZIONE :COMPLESSIVO DEL COMPRESSORE, (ENTRATA), ARIA UMIDA FILTRATA

2 CONNECTION BELLOWS VALVE (EXIT/ENTRANCE) DRY AIR
ANSCHLUSS BALGVENTIL (AUSGANG/EINGANG) GETROCKNETE LUFT
LA RACCORDEMENT BEUGLE LA VALVE (SORTIE/ENTREE) AIR SEC
IL COLLEGAMENTO MUGGISCE LA VALVOLA (USCITA/ENTRATA) ARIA ASCIUTTA

3 CONNECTION BLEED VALVE (EXIT), DAMP AIR
ANSCHLUSS ENTLUEFTUNGSVENTIL (AUSGANG) FEUCHTE LUFT
VALVE D'ECHAPPEMENT DE RACCORDEMENT (SORTIE), AIR HUMIDE
VALVO DI SCARICO DEL COLLEGAMENTO (USCITA), ARIA UMIDA

WORKING PRESSURE :
BETRIEBSDRUCK :max.12.7bar
PRESSION D'UTILISATION:
PRESSIONE DI ESERCIZIO:

SERVICE CONDITION INTERMITTENT DUTY
BETRIEBSART AUSSETZBETRIEB S3
CONDITION DU SERVICE SERVICE INTERMITTENT
CONDIZIONE DI SERVIZIO FUNZIONAMENTO INTERMITTENTE

AMBIENT TEMPERATURE :
UMGEBUNGSTEMPERATUR :-30°C...+65°C
TEMPERATURE AMBIANTE:
TEMPERATURA AMBIENTE:

STORAGE TEMPERATURE
LANGZEITLAGERTEMPERATUR :-30°C...+25°C ISO 2230
TEMPERATURE DE STOCKAGE
TEMPERATURA DI IMMAGAZZINAMENTO

SHORT TERM RESISTANCE TO HEAT : WITHOUT FUNCTION
KURZZEITIGE WAERMEBESTAENDIGKEIT : max.1h +110°C OHNE FUNKTION
RESISTANCE THERMIQUE TEMPORAIRE : SANS FONCTION
RESISTANZA TERMICA PER BREVE PERIODO: SENZA FUNZIONE

INSTALLATION POSITION AT BOTTOM
EINBAULAGE ∇= UNTEN +/-5°
POSITION D'INSTALLATION EN BAS
POSIZIONE DI MONTAGGIO VERSO IL BASSO

WORKING MEDIUM :AIR
ARBEITSMEDIUM :LUFT
FLUIDE D'UTILISATION:AIR
FLUIDO DI ESERCIZIO :ARIA

LUBRICATION COMPRESSOR :DRY RUNNING
SCHMIERUNG KOMPRESSOR :TROCKENLAUF
GRAISSAGE COMPRESSEUR :FUNCTIONNEMENT A SEC
LUBRIFICIAZIONE COMPRESSORE:FUZIONAMENTO A SECCO

PARAMETER
PARAMETER
PARAMETRE
IL PARAMETRO

AMBIENT TEMPERATURE :
UMGEBUNGSTEMPERATUR : 23° ±5°C
TEMPERATURE AMBIANTE:
TEMPERATURA AMBIENTE:

VOLTAGE
SPANNUNG :12V DC
VOLTAGE
VOLTAGGIO

AIR RESERVOIR
LUFTBEHAELTER :3l
RESERVOIR D'AIR
SERBATOIO ARIA

1:1

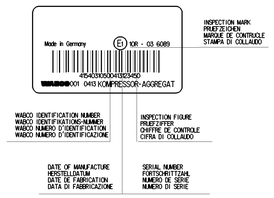

TECHNICAL DATA TECHNISCHE DATEN CARACTERISTIQUES TECHNIQUES CARATTERISTICHE TECNICHE	COMPRESSOR KOMPRESSOR 415 403 105 0 COMPRESSEUR COMPRESSORE
TYPE OF CURRENT STROMART NATURE DU COURANT NATURA DELLA CORRENTE	DIRECT CURRENT GLEICHSTROM COURANT CONTINU CORRENTE CONTINUA
OPERATING VOLTAGE BETRIEBSSPANNUNG TENSION DE SERVICE : TENSIONE DI SERVIZIO:	9...16V
NOMINAL VOLTAGE NENNSPANNUNG TENSION NOMINALE TENSIONE NOMINALE	12V
RATED CURRENT : NENNSTROM : 23±5°C COURANT NOMINAL : CORRENTE NOMINALE:	28A
MAXIMAL CURRENT INTENSITY MAXIMALE STROMSTAERKE INTENSITE MAXIMAL DU COURANT INTENSITA MASSIMA DELLA CORRENTE	35A
DUTY CYCLE : EINSCHALTDAUER :(U=13V / 25°C) DUREE DE FONCTIONNEMENT : CICLO DI LAVORO :	15%ED / 10min
PRESSURE LIMITING DRUCKBEGRENZUNG 23±5°C LIMITATION DE PRESSION LIMITAZIONE DI PRESSIONE	-
ONLY WITH CONSTRUCTION UNIT *2) NUR MIT BAUTEIL 472 174 597 0 SEULEMENT AVEC L'UNITE DE CONSTRUCTION SOLTANO CON L'UNITA DELLA CONSTRUZIONE	*2) 14 ...17.5 bar
RESIDUAL PRESSURE RUECKHALTEDRUCK PRESSION DE RETENUE PRESSIONE DI RITENUTA	-
ONLY WITH CONSTRUCTION UNIT *2) NUR MIT BAUTEIL 472 174 597 0 SEULEMENT AVEC L'UNITE DE CONSTRUCTION SOLTANO CON L'UNITA DELLA CONSTRUZIONE	*2) 0 ... 0.1 bar
DEGREE OF PROTECTION ACCORDING TO IEC529: DIN40050 SCHUTZART NACH IEC529: DIN40050 DEGRE DE PROTECTION SUIVANT IEC529: DIN40050 GRADO DI PROTEZIONE SECONDO IEC529: DIN40050	IP67, IP68 IP6K7,IP6K6
NOMINAL DIAMETER : NENNWEITE : DIAMETRE NOMINAL : DIAMETRO NOMINALE:	(PIPE 4x1mm) 2.0mm (ROHR 4x1mm) (TUYAUTERIE 4x1mm) (TUBO 4x1mm)

ELECTRIC TERMINALS :
ELEKTRISCHE ANSCHLUESSE:
BORNES ELECTRIQUES :
MORSETTI ELETTRICI :

NOT SHOWN ELECTRIC LINES
NICHT GEZEICHNET : ELEKTRISCHE LEITUNGEN
NON FIGURE LIGNE ELECTRIQUE
NON RAPPRESENTATA LINEA ELETTRICA

6.1 COMPRESSOR MOTOR (TERMINAL 31)
KOMPRESSOR MOTOR (-) (KLEMME 31)
COMPRESSEUR MOTEUR (BORNE 31)
COMPRESSORE MOTORE (TERMINALE 31)

6.2 COMPRESSOR MOTOR (TERMINAL 30)
KOMPRESSOR MOTOR (+) (KLEMME 30)
COMPRESSEUR MOTEUR (BORNE 30)
COMPRESSORE MOTORE (TERMINALE 30)

TYPE DESIGNATION
TYPENBEZEICHNUNG : KOSTAL 100 22 497 Ⓒ
TYPE
DESIGNAZIONE DI TIPO

MATING PLUG
GEGENSTECKER : KOSTAL 09 4422 00
PENDANT (SLK 2,8)
ACCOPPIAMENTO

General Specification: JED-334-1 , Size ISO 14405 LP					
Further Technical Data:					
Doc. Code:		Sheet:		To	
General Tolerances JED-261					
		Range of Nominal Dimensions (± mm)			
Class	1)	> 50 ≤ 180	> 180 ≤ 400	> 400	∢
Fine		0.5	1.0	1.5	2.0	
Medium	X	1.0	2.0	3.0	4.0	±3°
Coarse		2.0	3.5	5.0	6.5	
Tapped Holes: acc. ISO 4039 / JED-152					
1) Tolerance Cross Applied Crosshatched					

Copyright WABCO®			
Date	Signature		
Drawn 2015-10-31	HARI		
Checked 2016-01-11	Wichern		
Expert Warneke			
Mass 4.0 kg	Scale 1:1		
Size A 0	CAD System CREO		

WABCO

COMPRESSOR AGGREGATE
KOMPRESSOR AGGREGAT
AGGREGAT DU COMPRESSEUR
COMPRESSIVO DEL COMPRESSORE

415 403 105 0

Date of first issue: 2004-03-08					
Doc.Code	Language	Sheet			
005	ML	1/1			
JCN-No.	Revision	Techn. Repl.	Replacement for		
168623	6 x C	6630			

100mm

Tale documento la riproduzione e la diffusione, tale modifiche e comunicazione a terzi senza nostro consenso, salvo autorizzazione espressa. Le autorizzazioni a copie legali, operazioni ed licenze, nel caso non previsto, sono a carico del richiedente. Questo documento deve essere restituito su richiesta di WABCO. Questo documento non autorizza il possessore a copiare o fare copie di parti, o a fornire a terzi, o usare per scopi di produzione o di altro tipo, il contenuto del documento, o parti di esso, se non per quanto è stato concesso in base a contratto o nulla osta di WABCO. Tale documento è stato redatto in conformità alle norme vigenti in Germania.
This document is the property of WABCO. Any reproduction and disclosure to third parties without our consent is prohibited. Exceptions to this rule are only valid if we have granted a written permission. Permission to make legal copies, operations and licenses, in the case not provided for, are subject to the consent of WABCO. This document must be returned on request of WABCO. This document does not authorize the possessor to copy or make copies of parts, or to provide to third parties, or use for production or other purposes, the contents of the document, or parts thereof, unless authorized by contract or WABCO's nulla osta. This document has been drawn up in accordance with the rules in force in Germany.