SURFACE PROTECT. OBERFL. SCHUTZ	
I	JED-240-3
II	JED-256-1
III	JED-371
IV	AL , JED-259
V	RUBBER/PLASTIC
VI	MS
VII	JED-240-2
VIII	JED-378-2 Ⓝ

MEDIUM : AIR
MEDIUM : LUFT
FLUIDE : AIR
FLUIDO : ARIA

NOMINAL DIAMETER :
NENNWEITE : MIN Ø8.5
DIAMETRE NOMINAL :
DIAMETRO NOMINALE :

THERMAL RANGE OF APPLICATION :
THERMISCHER ANWENDUNGSBEREICH : -40°C...+80°C
GAMME D'APPLICATION THERMIQUE :
CAMPO DI APPLICAZIONE TERMICA :

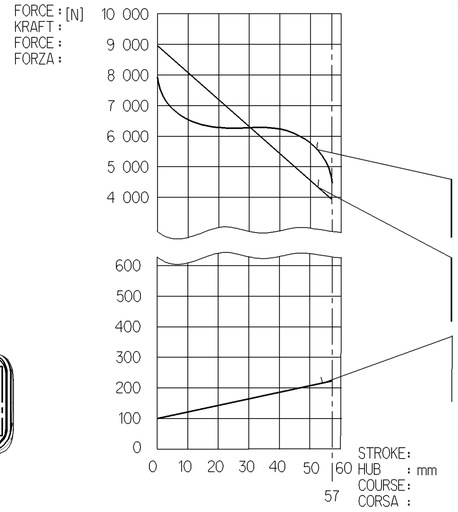

PORT : SERVICE BRAKING SYSTEM, WORKING PRESSURE :
ANSCHLUSS : 11 BETRIEBSBREMSANLAGE, BETRIEBSDRUCK : Pe max. = 10.2 bar (TEMPORARILY : (KURZZEITIG : Pe max. = 13 bar)
ORIFICE : DISPOSITIF DE FREINAGE DE SERVICE, PRESSION D'UTILISATION :
ORIFIZIO : DISPOSITIVO DI FRENATURA DI SERVIZIO, PRESSIONE DI ESERCIZIO : (DE COURTE DUREE :
(BREVE TEMPO SOLO :

PORT : SPRING BRAKE CYLINDER, WORKING PRESSURE :
ANSCHLUSS : 12 FEDERSPEICHERZYLINDER, BETRIEBSDRUCK : Pe max. = 8.5 bar (TEMPORARILY : (KURZZEITIG : Pe max. = 11 bar)
ORIFICE : CYLINDRE A RESSORT, PRESSION D'UTILISATION :
ORIFIZIO : CILINDRO A MOLLA, PRESSIONE DI ESERCIZIO : (DE COURTE DUREE :
(BREVE TEMPO SOLO :

OUTPUT FORCE OF SERVICE BRAKE PART AT :
KRAFTABGABE DES BETRIEBSBRAMSTEILES BEI : 6.5 bar
EFFORT DE POUSSEE DU DISPOSITIF DU FREIN DE SERVICE SOUS :
FORZA DI SPINTA DELLA SEZIONE DI FRENO DI SERVIZIO PER :

AIR VOLUME OF SPRING BRAKE PART :
HUBVOLUMEN DES FEDERSPEICHERS : ca. 1.2×10^3 cm^3
VOLUME D'AIR DU DISPOSITIF RESSORT :
VOLUME D'ARIA DELLA SEZIONE A MOLLA :

OUTPUT FORCE OF SPRING BRAKE PART, RELEASE PRESSURE :
KRAFTABGABE DES FEDERSPEICHERS, LOESEDRUCK : pe 5.1±0.3 bar
EFFORT DE POUSSEE DU DISPOSITIF RESSORT. PRESSION DE DESSERRAGE :
FORZA DI SPINTA DELLA SEZIONE A MOLLA, PRESSIONE DI RILASCIO :

SW= WIDTH ACROSS FLATS
SCHLUESSELWEITE
SURPLATS
LARGHEZZA IN CHIAVE

FORCE OF RETURN SPRING OF SERVICE BRAKE PART
RUECKSTELLFEDERKRAFT DES BETRIEBSBREMSTEILES
EFFORT DU RESSORT DE RAPPEL DU DISPOSITIF DU FREIN DE SERVICE
FORZA DELLA MOLLA DI RITORNO DELLA SEZIONE DI FRENO DI SERVIZIO

AIR VOLUME OF SERVICE BRAKE PART AT 2/3 OF ITS STROKE :
HUBVOLUMEN DES BETRIEBSBREMSTEILES BEI 2/3 HUB : ca. 0.54×10^3 cm^3
VOLUME D'AIR DU DISPOSITIF DU FREIN DE SERVICE A 2/3 DE LA COURSE :
VOLUME D'ARIA DELLA SEZIONE DI FRENO DI SERVIZIO A 2/3 DELLA CORSA :

* SEALING SURFACE
DICHTFLAECHE
SURFACE D'ETANCHEITE
SUPERFICI DI TENUTA

** DEFLECTION : AT STROKE
AUSLENKUNG : max. 8° BEI HUB 0 mm
DEFLEXION : A COURSE
DEVIAZIONE : A CORSA

*** OPEN BREATHER HOLE
OFFEN ATMUNGSBOHRUNG
OUVERT TROU RENIFLEUR
APERTO FORO RESPIRATORE

TYPE DESIGNATION
TYPENBEZEICHNUNG
TYPE
TIPO DI DESIGNAZIONE

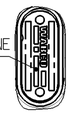

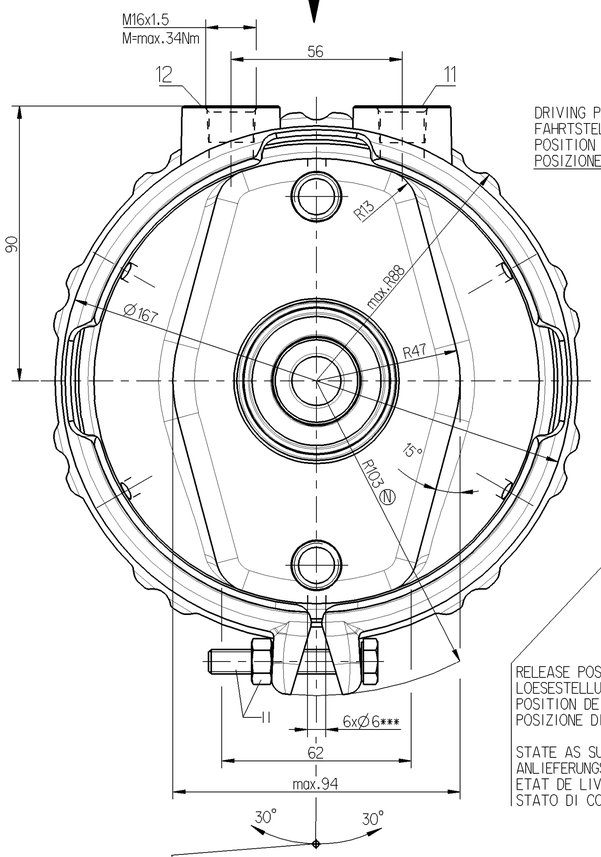

TO BE INSTALLED WITH LOWER BREATHER HOLE OPEN
IM EINBAUZUSTAND UNTERE ATMUNGSBOHRUNG GEOEFFNET
A MONTER AVEC LE RENIFLARD INFERIEUR OUVERT
INSTALLAZIONE: CON IL FORO DI SFIATO INFERIORE APERTO

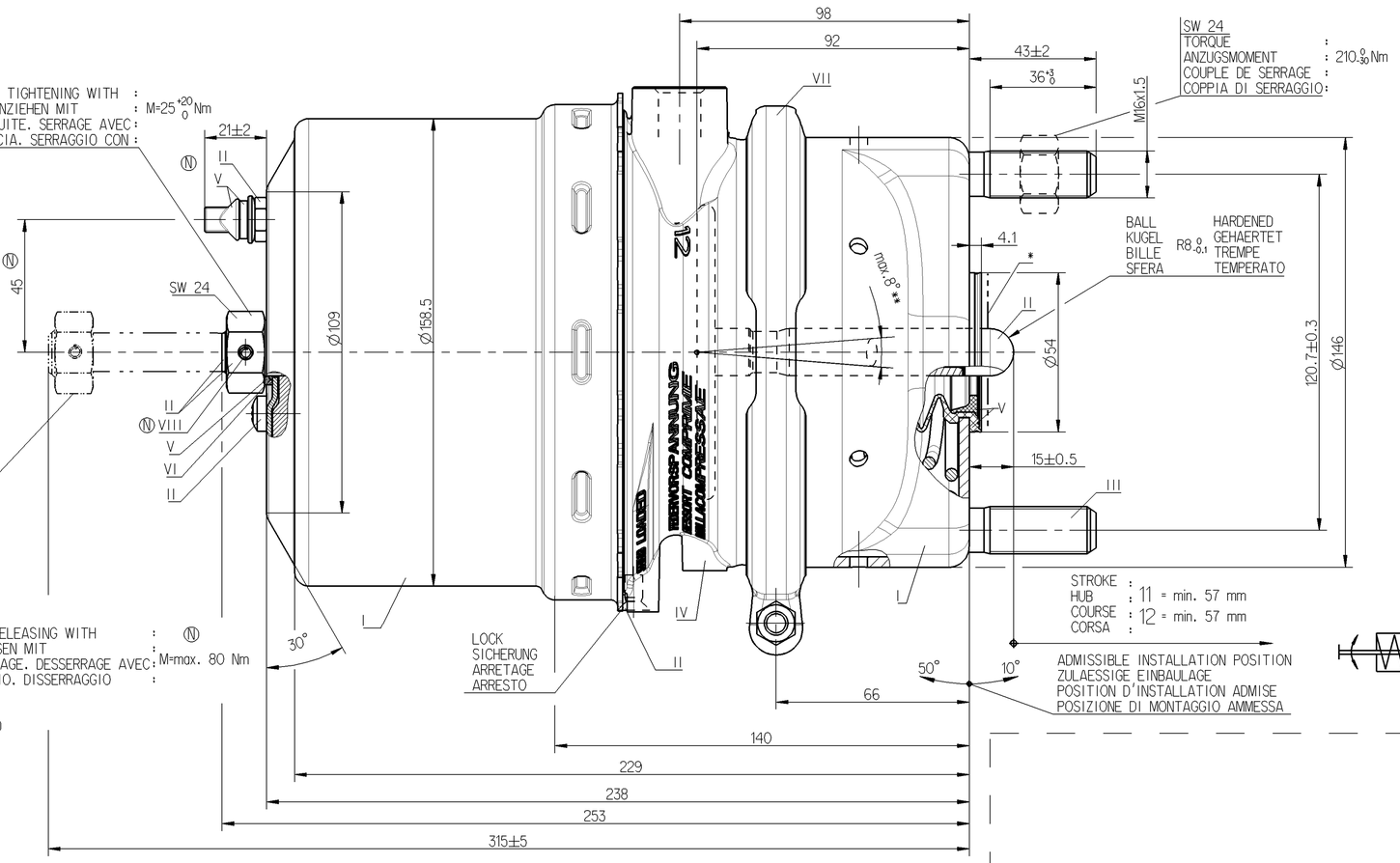

925 464 450 0	925 464 451 0	925 464 452 0

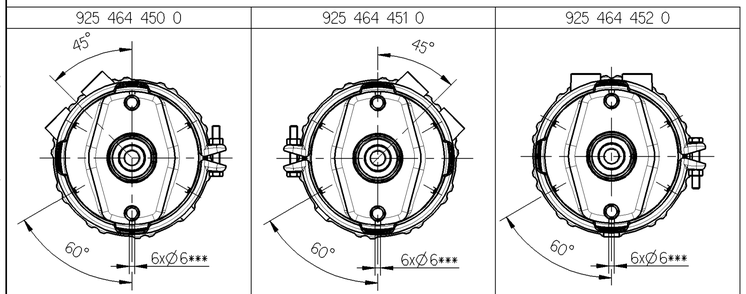

MAIN VIEWS REFER TO DIMENSIONS ONLY
HAUPTANSICHTEN BEZIEHEN SICH NUR AUF DIE ABMESSUNGEN
VUES PRINCIPALES CONCERNENT LES DIMENSIONS SEULEMENT
VISITE PRINSIPALI RIGUARDANO DIMENSIONI SOLAMENTE

POSITION OF COMPONENTS SEE REPRESENTATION OF VARIANTS
POSITION DER BAUTEILE SIEHE ABWANDLUNGSDARSTELLUNGEN
POSITION DES COMOSANTS VOIR DESSIN DE LA VARIANTE
POSIZIONE DELLE COMPONENTI VEDERE DISEGNO DI VARIANTE

925 464 452 0		16/16	7.0
925 464 451 0		16/16	7.0
925 464 450 0		16/16	7.0
WABCO	CUSTOMER'S NO. KUNDEN-NR. No. CLIENT No. CLIENTE	TYPE TYP TYPE TIPO	MASS GEWICHT MASSE MASSA [kg]
IDENTIFICATION			

General Specification: JED-334-0
Further Technical Data:
Doc. Code: Sheet: To
General Tolerances JED-261

Class 1)	Range of Nominal Dimensions (± mm) ≤ 50	> 50 ≤ 180	> 180 ≤ 400	> 400	∢
Fine	0.5	1.0	1.5	2.0	±3°
Medium X	1.0	2.0	3.0	4.0	
Coarse	2.0	3.5	5.0	6.5	

Tapped Holes acc. JED-152
1) Tolerance Class Applied Crossmarked

Copyright WABCO®

Drawn	
Date 2012-04-17	Signature Majewski
Checked	
2012-04-25	Szuberski
Expert	
Szczupiok	

WABCO Ⓝ

TRISTOP®-CYLINDER
TRISTOP®-ZYLINDER
CYLINDRE-TRISTOP®
CILINDRO-TRISTOP®

16/16

Mass	Scale	Material No.	Date of first issue: 97-07-30
KG	1:1 (1:5)	925 464 459 0	Doc.Code 053 / Language ML / Sheet 1/1
Size A 1	CAD System Pro/E	ECN-No. 158276 / Revision 7 x N / Techn. Resp. 5400	Replacement for

100mm

Tous droits de reproduction et de diffusion de ce document, toute exploitation ou communication de son contenu sont interdites, sauf autorisation expresse. Tout manquement à cette règle constitue un délit, expose à des poursuites et ouvre droit à des dommages et intérêts.

Tutte le informazioni contenute in questo documento, non possono essere riprodotte, né diffuse, né comunicate a terzi senza autorizzazione. Ogni infrazione costituisce un illecito, espone a possibili azioni legali e comporta il risarcimento dei danni.

Weitergabe sowie Vervielfältigung dieser Unterlage, Verwertung und Mitteilung ihres Inhalts nicht gestattet, soweit nicht ausdrücklich zugestanden. Zuwiderhandlungen verpflichten zum Schadenersatz. Alle Rechte für den Fall der Patenterteilung oder eingetragenen Gebrauchsmuster vorbehalten.

Non è permesso consegnare o farci o riprodurre questo documento, né utilizzare il contenuto o renderlo comunque noto a terzi senza autorizzazione. Il mancato rispetto comporta un illecito, espone a possibili azioni legali e comporta il risarcimento dei danni.

Copying of this document and giving it to others and the use or communication of the contents thereof, are forbidden without express authority. Contravention of this restriction will constitute an evident abuse and result in a tort. It is the payment of damages. All rights are reserved in the event of the grant of a patent or registration of a utility model or design. The owner is the owner. Copyright.

dra_925464459_ ... 053 / Version: 2 / ctrls: Inter Review / ord: 925464459 ... 209