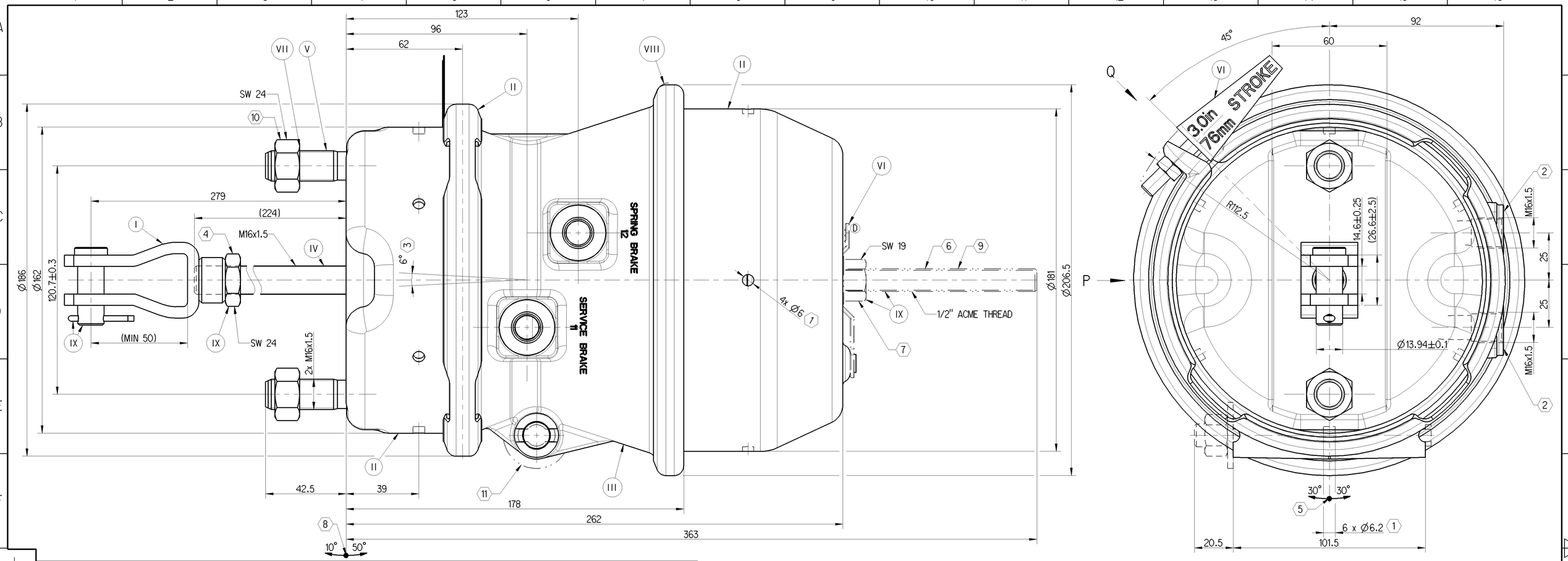

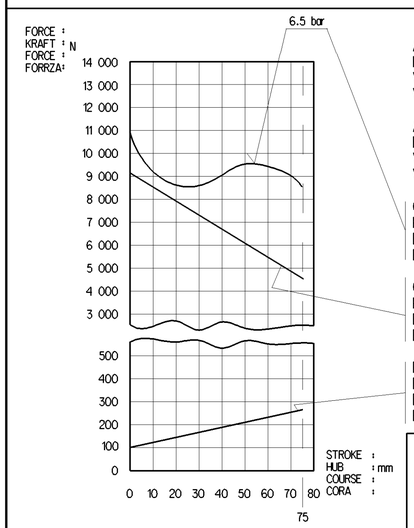

GRAPHS FOR INFORMATION ONLY

AIR VOLUME OF SERVICE BRAKE PART AT 2/3 OF ITS STROKE :
HUBVOLUMEN DES BETRIEBSBREMSTEILES BEI 2/3 HUB : ca. 0.95×10^3 cm^3
VOLUME D'AIR DU DISPOSITIF DU FREIN DE SERVICE A 2/3 DE LA COURSE :
VOLUME D'ARIA DELLA SEZIONE DI FRENO DI SERVIZIO A 2/3 DELLA CORSA :

AIR VOLUME OF SPRING BRAKE PART :
HUBVOLUMEN DES FEDERSPEICHERS : ca. 1.90×10^3 cm^3
VOLUME D'AIR DU DISPOSITIF RESSORT :
VOLUME D'ARIA DELLA SEZIONE A MOLLA :

OUTPUT FORCE OF SERVICE BRAKE PART AT
KRAFTABGABE DES BETRIEBSBRAMSTEILES BEI
EFFORT DE POUSSEE DU DISPOSTIF DU FREIN DE SERVICE SOUS
FROZA DI SOINA DELLA SEZIONE DI FRENO DI SERVIZIO PER

OUTPUT FORCE OF SPRING BRAKE PART, RELEASE PRESSURE :
KRAFTABGABE DES FEDERSPEICHERS, LOESEDRUCK : pe 4.8 bar max.
EFFORT DE POUSSEE DU SPOSITF RESSORT. PRESSION DE DESSERPRAGE : at 10 mm stroke
FORZA DI SPINIA DELLA SEZIONE A MOLLA, PRESSIONE DI RILASCIO :

FORCE OF RETURN SPRING OF SERVICE BRAKE PART
RUECKSTELLKRAFT DES BETRIEBSBREMSTEILES
EFFORT DU RESSORT DE RAPPEL DU DISPOSTIF DU FREIN DE SERVICE
FORZA DELLA MOLLA DI RITORNO DELLA SEZIONE DI FRENO DI SERVIZIO

MEDIUM : AIR
MEDIUM : LUFT
FLUIDE : AIR
FLUIDO : ARIA

NOMINAL DIAMETER :
NENNWEITE : MIN Ø9.0 mm
DIAMETRE NOMINAL :
DIAMETRO NOMINALE :

SW WIDTH ACROSS FLATS
SCHLUESSELWEITE
SURPLATS
LAGHEZZA IN CHIAVE

THERMAL RANGE OF APPLICATION :
THERMISCHER ANWENDUNGSBEREICH : -40°C...+80°C
BAMME D'APPLICATION TERMIQUE :
CAMPO DI APPLICAZIONE TERMICA :

11 PORT / ANSCHLUSS / ORIFICE / ORIFIZIO :
SERVICE BRAKING SYSTEM, WORKING PRESSURE :
BETRIEBSBREMSANLAGE, BETRIEBSDRUCK : Pe max. = 10.2 bar
DISPOSITIF DE FREINAGE DE SERVICE, PRESSION D'UTILISATION :
DISPOSITIVO DI FRENATURA DI SERVIZIO, PRESSIONE DI ESERCIZIO :
(TEMPORARILY :
(KURZZEITIG : Pe max. = 13 bar)
(DE COURTE DUREE :
(BREVE TEMPO SOLO :

12 PORT / ANSCHLUSS / ORIFICE / ORIFIZIO :
SPRING BRAKE CYLINDER, WORKING PRESSURE :
FEDERSPEICHERZYLINDER, BETRIEBSDRUCK : Pe max. = 8.5 bar
CYLINDRE A RESSORT, PRESSION D'UTILISTION :
CILINDRO A MOLLA, PRESSIONE DI ESERCIZIO :
(TEMPORARILY :
(KURZZEITIG : Pe max. = 11 bar)
(DE COURTE DUREE :
(BREVE TEMPO SOLO :

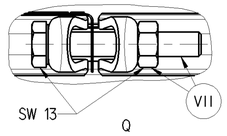

11 STROKE :
HUB : 75 mm min.
COURSE :
CORSA :

12 STROKE :
HUB : 75 mm min.
COURSE :
CORSA :

NAME PLATE
BEZEICHNUNGSSCHILD
PLAQUE DE FIRME
TARCHETTA

ASSEMBLY TRACEABILITY CODE
DAY
SHIFT
TYPE
SHOWN HERE

WABCO PART No.
SHOWN HERE

WEEK No. AND
MANUFACTURING YEAR
SHOWN HERE

SURFACE PROTECTION	
I	JED-256-5
II	JED-240-3
III	JED-259-1
IV	JED-240-5
V	JED-371-0
VI	RUBBER / PLASTIC
VII	JED-256-1
VIII	JED-240-1
IX	JED-739-3

1 OPEN BREATHER HOLE
OFFEN ATMUNGSBCHRUNGO
VERT TRCU RENIFLEUR
APERTO FORO RESPIRATORE

2 TORQUE :
ANZUGSMOMENT : 34 Nm max.
COUPLE DE SERRAGE :
COPPIA DI SERRAGGIE :

3 DEFLECTION : AT STROKE
AUSLENKUNG : 6° max BEI HUB 0 mm
DEFLEXION : A COURSE
EEVIAZION : A CORSA

4 TORQUE :
ANZUGSMOMENT : 80±10 Nm
COUPLE DE SERRAGE :
COPPIA DI SERRAGGIE :

5 TO BE INSTALLED WITH THE BREATHER HOLE OPEN AT BOTTOM MOST POSITION
IM EINBAUZUSTAND UNTERE A ATMUNGSBOHRUNG OFFEN
A MONTER AVEC LE RENIFLARD INFERIEUR OUVERT
INSTALLAZIONE CON IL FORO DI SFIATOINFERIORE APERTO

6 CONDITION AS SUPPLIED : SPRING BRAKE RELEASED
ANLIEFERUNGSZUSTAND : FEDERBREMSE GELÖST
ETAT DE LIVRAISON : PUBLIE FREIN DE PRINTEMPS
STATO DI FORNITURA : FRENO A MOLLA RILASCIATO

7 TORQUE :
ANZUGSMOMENT : max. 25 Nm
COUPLE DE SERRAGE :
COPPIA DI SERRAGGIE :

8 ADMISSIBLE INSTALLATION POSITION
ZULAESSIGE EINBAULAGE
POSITION D' INSTALLATION ADMISE
POSIZIONE DI MONTAGGIO AMMESSA

9 RELEASED POSITION
LOESESTELLUNG
POSITION DE DESS ERRAGE
POSIZIONE DI RILASCIO

10 TORQUE : 210^{0}_{-30} Nm
ANZUGSMOMENT :
COUPLE DE SERRAGE :
COPPIA DI SERRAGGIE :

11 FIXTURE OF RELEASE BOLT TORQUE :
LOSESCHRAUBENHALTER ANZUGSMOMENT : 22.5 ±2.5 Nm
SUPPORT DE LA VIS DE COUPLE DE SERRAGE :
DESSERRAGE COPPIA DI SERRAGGIE :

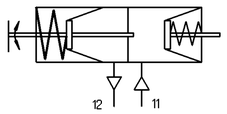

CIRCUIT DIAGRAM

General Specification: JED-334-1 , Size ISO 14405 LP					
Further Technical Data: 925 392 050 0					
Doc. Code: 035			Sheet: 1 To 5		
General Tolerances JED-261					
	Range of Nominal Dimensions (± mm)				
Class 1)	≤ 50	> 50 ≤ 180	> 180 ≤ 400	> 400	
Fine	0.5	1.0	1.5	2.0	±3°
Medium	X 1.0	2.0	3.0	4.0	
Coarse	2.0	3.5	5.0	6.5	
Tapped Holes acc. JED-152					
1) Tolerance Class Applied Crossmarked					

Copyright WABCO®

Date	Signature
Drawn 2018-07-11	Viswanathan M
Checked 2018-07-13	Senthilkumar
Expert Senthilkumar	

WABCO

DOUBLE DIAPHRAGM TRISTOP 24/30
DOPPELMEMBRAN- TRISTOP
TRISTOP A DOUBLE DIAPHRAGME
TRISTOP A DOPPIA DIAFRAMMA

Mass	Scale	Material No.	Date of first issue: 2015-04-15		
-9.3 KG	1:1	925 376 112 0	Doc.-Code 005	Language MIL	Sheet 1/1
Size A 1	CAD System CREO	ECN-No. 177306	Revision 1 D	Techn. Resp. 5420	Replacement for -

100mm

Non è permesso consegnare o farne o riprodurre questo documento, né utilizzare il contenuto o renderlo comunque noto a terzi senza previa autorizzazione scritta. Tutti i diritti derivanti da brevetti o modelli.
Copying of this document and giving it to others and the use or communication of the contents thereof, are forbidden without express authority. Offenders are liable to the payment of damages. All rights are reserved in the event of the grant of patent or registration of a utility model or design. This document is the subject of copyright.

Toute Communication ou reproduction de ce document, toute exploitation ou communication de son contenu sont interdites, sauf autorisation écrite. Tous droits de propriété intellectuelle réservés, notamment en matière de brevets et de modèles.
Weitergabe sowie Vervielfältigung dieser Unterlage, Verwertung und Mitteilung ihres Inhalts nicht gestattet, soweit nicht ausdrücklich zugestanden. Zuwiderhandlungen verpflichten zu Schadensersatz. Alle Rechte vorbehalten für Patent- oder Gebrauchsmustererteilung oder eine Gebrauchsmustereintragung vorbehalten.